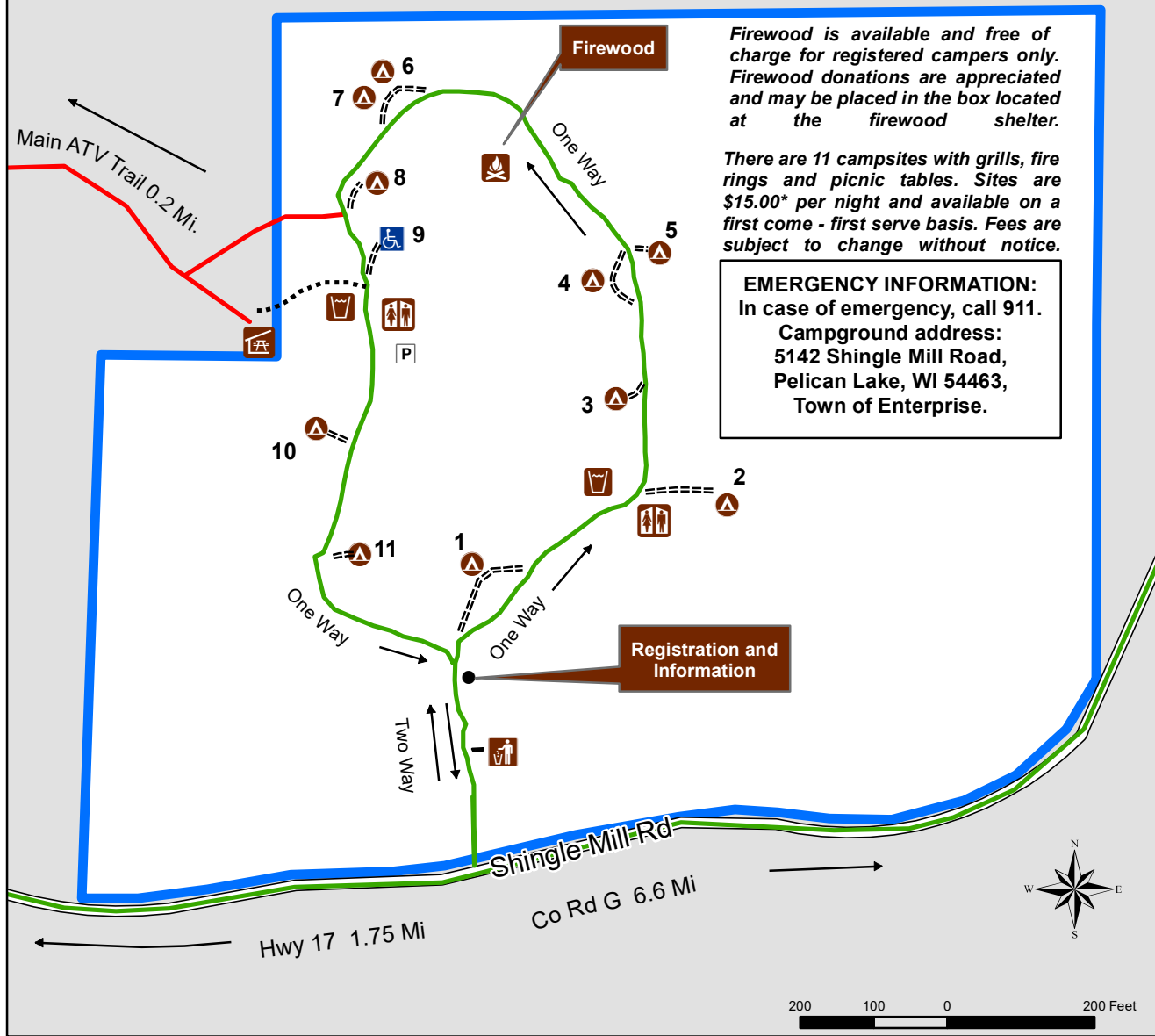


**NO FIREWOOD PERMITTED
IN THE CAMPGROUND FROM
OUTSIDE ONEIDA COUNTY**



Firewood
Firewood is available and free of charge for registered campers only. Firewood donations are appreciated and may be placed in the box located at the firewood shelter.


There are 11 campsites with grills, fire rings and picnic tables. Sites are \$15.00* per night and available on a first come - first serve basis. Fees are subject to change without notice.

EMERGENCY INFORMATION:
In case of emergency, call 911.
Campground address:
5142 Shingle Mill Road,
Pelican Lake, WI 54463,
Town of Enterprise.

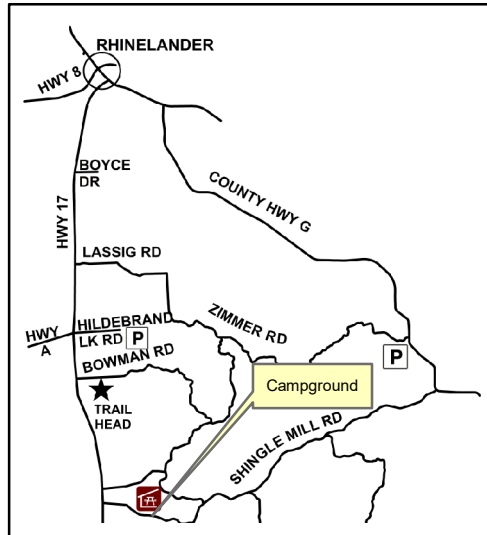
Registration and Information

Legend			
	Camp Sites		Hand Pump Wells
	ADA Site		Picnic Shelter
	Restrooms		Trash Disposal
	Firewood		ATV Trails
	Foot Access Trail		ATV Route
	Campground Boundary		County Forest Road
	County Forest Land		

ENTERPRISE CAMPGROUND



ONEIDA COUNTY FORESTRY
PO BOX 400 - COURTHOUSE
RHINELANDER, WI 54501
(715) 369-6140



The Enterprise Campground is located within the Oneida County Forest approximately 11 miles south of Rhinelander on Shingle Mill Rd. The campground is accessible via the Enterprise ATV trail or via Shingle Mill Rd. There are 11 campsites with grills, fire rings and picnic tables. Restrooms and hand pump wells are also provided. The campground opens on May 22 (or earlier) and closes on December 2. Sites are \$15.00* per night and available on a first come - first serve basis. Fees are subject to change without notice. Self registration is required at the campground. See back of map for campground regulations.

Campground Address:
5142 Shingle Mill Road, Pelican Lake, WI 54463
Town of Enterprise